

RK Seeds - Sandalwood Seeds, White sandal seeds , Sreegandha, Sandalwood Seeds White, Chandan Seeds for Planting- Santalum album

Santalum album

Step : 1 : Take Seeds



Step : 2 : Pre – treatment of the Seeds

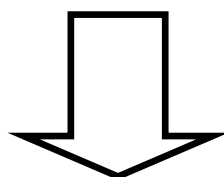
1. Seed are soaking in water for 24 hours

or


2. Soak the seeds in 0.05% gibberellic acid overnight .

or

3. Acid scarification with concentrated H₂SO₄ for 30 minutes with string and washing in running water,




Step : 3 : Preparation of Nursery bed

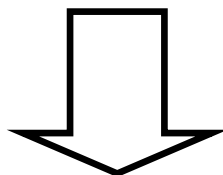


Nursery bed prepare under green Shade

Step : 4: Pre-treated seeds sowing to mother bed



Step : 5: Mother bed covered with straw which is removed when the seedlings emerge





When seedlings attain 4 to 6 leaf stage, they are transplanted into polythene bags, along with seeds of a primary host

RK Seeds