





### How to Use Fruit Fly Trap Attractant using Methyl Eugenol (DIY)

	<p>Take 1 litre water bottle. Remove wrapper. Make 3 windows with a knife at 3 inches from top. Each window should be of 1 inch size.</p>
	<p>Make a small hole in the cap with needle.</p>
	<p>Take a thin wire of 10 inches length, make a knot at the centre, insert the wire from inside to outside the cap and make a loop for hanging the bottle &amp; other end make a hook for tying lure inside the bottle</p>
	<p>Take ½ inch thick cotton rope &amp; cut the rope into 2 inches size, tie the cut ends with thin wire. Pour 5-10 drops of cotton Put 200 ml approx. water in the bottle bottom Use 5-10 drops of insecticide in water</p>



Arrange the thick cotton with cap of the bottle.



Assemble the cap and maintain the height of the wooden piece which should be in line with 3 insects entering the holes



Hang the traps on the tree